

荣成金辰机械制造有限公司是生产锻压设备的专业公司，已有二十余年的生产历史；拥有主要生产设备近200台（套），完全具备了制造各种大重型锻压机械产品的条件和生产能力。

荣成金辰机械制造有限公司与中国规模最大、技术水平最高的锻压设备制造企业--济南二机床集团实行横向联合，依托济南二机床集团雄厚的技术开发力量和强大的综合制造能力，双方共同进行技术开发和合作生产经营各种锻压机械产品；引进了国外先进技术生产各种热模锻压力机和辗锻机、切边压力机、校正压力机；聘请了一批国内一流的专家，专业为用户提供各种锻件的工艺服务。

目前主要生产各种温热锻造压力机，冷挤压压力机，精压机，闭式单点、双点压力机，以及为温热锻造压力机配套的辗锻制坯、预锻、切边、校正设备和自动线的周边设备以及模架模具，可以为用户提供整条锻造线，实现交钥匙工程；2009年4月被国家批准为高新技术企业，2009年又取得了出口产品质量许可证书。

荣成金辰机械制造有限公司奉行质量第一用户至上的方针，竭诚为国内外锻造企业提供优质的服务。

Rongcheng Jinchen Machinery Co., Ltd. is a professional forging equipment production company with over 20 years of production history. The company has about 200 pieces (sets) major production facilities, fully equipped with all kinds of heavy duty forging manufacturing conditions and production capacity.

Rongcheng Jinchen Machinery Co., Ltd. cooperate with China's the largest and highest technical level of forging equipment manufacturing enterprise - JIER Machine Tool Group Co., LTD, relying JIER Machine Tool Group strong technology development strength and powerful integrated manufacturing capabilities, technical development and mutual cooperation in production and operation of a variety of forging machinery; the introduction of foreign advanced technology to produce a variety of hot die forging press and roll forging machines, trimming presses and correction press; hired a group of experts in the domestic first-class professional to provide users with a variety of forging process services.

Mainly produces various warm & hot forging presses, cold extrusion presses, coining press, straight side single point and double-point press, and roll forging, pre-forging, trimming, calibration equipment and automatic lines peripherals, as well as mould and mould frame for supporting warm & hot forging press, can provide users with the whole forging lines, turnkey project implementation; the high-tech enterprise license was approved by the country at April 2009, also got the quality of export products license in 2009.

Rongcheng Jinchen Machinery Co., Ltd pursues the principle of quality first and customer first, dedicated to provide quality service for domestic and foreign forging companies.





技术开发部一角
Glance of Technology Development Department



目录 Directory



MPA系列温热锻造压力机 MPA Series Warm & Hot Forging Press	09
JC-JA系列温热锻造压力机 JC-JA Series Warm & Hot Forging Press	11
JC-JB系列温热锻造压力机 JC-JB Series Warm & Hot Forging Press	14
JC-JC系列温热锻造压力机 JC-JC Series Warm & Hot Forging Press	15
D8系列杠杆冷温锻造压力机 D8 Series Lever Cold & Warm Forging Press	17
DK43系列数控辊锻机 DK43 Series NC Roll Forging Machine	20
肘杆式冷挤压机 Knuckle Joint Cold Extrusion Press	21
精压机 Coining Press	22
闭式单点机械压力机 Straight Side Single Point Mechanical Press	23
闭式双点机械压力机 Straight Side double Point Mechanical Press	24
闭式双点切边压力机 Straight Side Two Point Trimming Press	25
多工位锻造压力机 Multi-Station Forging Press	26

因为专业 所以更好





金辰机械

JINCHEN MACHINERY

装备锻压世界 / SETUP THE FORGING WORLD



链轨节锻造图

Track Link Section Forging Line



带数控辊锻机的连杆锻造线

Connecting Rod Forging Line with NC Roll Forging Machine



数控辊锻机
NC Roll Forging Machine



MPA-1600高速精密热模锻压力机
MPA-1600 High-speed precision hot forging press



JC31-315型锻造压力机
JC31-315 Forging Press



JC-JC31-400型锻造压力机
JC-JC31-400 Forging press



JC-JC31-1250型锻造压力机
JC-JC31-1250 Forging Press



JC-JA31-250型锻造压力机
JC-JA31-250 Forging press



JC-JA31-315B型锻造压力机
JC-JA31-315B Forging press



JC-JA31-400型锻造压力机
JC-JA31-400 Forging press



JC-JA31-630型锻造压力机
JC-JA31-630 Forging press



JC-JA31-1000型锻造压力机
JC-JA31-1000 Forging press



闭式双点切边压力机
Straight Side Two Point Trimming Press



J89-400型立式肘杆冷挤压机
J89-400 Type vertical knuckle joint cold extrusion press



D86-400型多工位精密锻造压力机
D86-400 Multi-station Precision Forging press



JD31-315型闭式单点单动压力机
JD31-315 Straight side single point single action press



JD36-160型闭式双点单动压力机
JD36-160 Straight side double point single action press



MPA系列温热锻造压力机

MPA SERIES WARM & HOT FORGING PRESS

主要特点：

在原MP热模锻的基础上进行了改进完善，使之更能满足用户的使用要求，扩大了压力机的使用范围。

- 增大热模锻压力机使用吨位
对机床的重要部件在原设计的基础上进行改进和完善，使之能够满足用户安全的满负荷的使用。
- 增长公称力行程
一般热模锻压力机的公称压力行程仅3mm左右，我们将公称力行程增长到10mm，扩大了机床的使用范围，这样既可以加大热挤压行程，又可以用于温锻成型。
- 采用德国先进技术制造
- 机架采用实心整体结构的铸钢或钢板焊接件，与用拉杆预紧的空心式或组合式机架相比，其纵向与横向刚度均为最好，从而确保锻件精度的提高。
- 机架两侧开有侧窗口，方便横向送料，可实现全自动锻压工艺。
- 强大上、下顶料装置，减少拔模斜度，节省原材料消耗。
高精度和高刚度可以实现精密闭式模锻。
- 特殊的偏心轴和连杆设计，能承受较大的偏心载荷，能够满足多工位锻造。
- 滑块采用X型导轨，确保锻造过程导轨间隙精确，提高锻件精度。
- 离合器与制动器采用可靠性高而耐用的镶块式摩擦块，制动器设有水冷系统，确保连续的单次打击。
- 高速打击，确保工件与模具接触时间短，提高模具寿命。
- 为保障压力机安全运行，还配置了吨位监控系统、集中润滑和润滑监控系统、轴承温度监控系统等。



MPA系列温热锻造压力机
MPA Series Warm & Hot Forging Press

Main Features:

It was improved base on the original MP hot die forging, so that it can meet the requirements of the users, expanded the use of press.

- Increased the tonnage of hot die forging press used
Enhanced the important parts of the machine tool based on the original design, so as to meet the safety of users of the full load use.
- Growth of nominal power stroke
General hot forging press the nominal pressure stroke is only around 3 mm; we increased the nominal power stroke to 10mm, to expand the use of machine tools, increased the hot extrusion stroke, but also can be used in warm forging shape.
- Adopting Germany advanced technology manufacture
- The frame adopts solid integrally built cast steel or steel plate weld assembly. Its stiffness in the vertical and horizontal is the best.
- The both sides of frame have side window, it is easy for the horizontal feeding. It can actualize an automatic forging technology.
- Powerful upper and lower ejector can reduce the draft and save the cost of raw stock.
- The high precision and stiffness can actualize precision no-flash die forging.
- The special eccentric shaft and connecting rod can support a major eccentric-load. It can satisfy multi-station forging press.
- The slider uses X-type guide, it can ensure the gap of guide rail is precise in the forging process.
- The clutch and brake adopt the high reliability and durable insert block type clutch blocks. The brake has a water-cooling system to ensure the continuous single blow.
- The high-speed blow can ensure shot time touch between work-piece and die and improve the life of the die.
- There is tonnage monitoring system, centralized lubrication, lubricated monitoring control system, bearing temperature monitoring control system and so on. So, the safety operation of machine press can be guaranteed.



热模锻压力机加工的典型工件

Typical work-piece manufactured by hot-die forging press

技术参数 TECHNICAL PARAMETERS

型号 model		单位	MP-315	MP-400	MP-630	MP-1000	MP-1600	MP-2000	MP-2500	MP-3150	MP-4000	MP-5000	MP-6300
技术参数 TechnicalData													
公称力 Nominal capacity		千牛 KN	3150	4000	6300	10000	16000	20000	25000	31500	40000	50000	63000
滑块行程 Stroke of slide		毫米 mm	150	200	220	250	280	300	320	340	360	400	450
滑块行程次数 Stroke per minute		次/分	110	110	110	100	90	85	80	60	55	45	50
最大封闭高度 Max.die height		毫米 mm	500	550	630	700	875	950	1000	1050	1110	1500	1615
封闭高度调节量 Die height adjustment		毫米 mm	8	8	11	14	18	20	22.5	25	28	32	35
工作台板尺 Area of	左右 (KL)	毫米 mm	500	550	690	850	1050	1210	1300	1400	1500	1570	1840
	前后 (FB)	毫米 mm	750	820	920	1120	1400	1530	1700	1860	2050	2250	2350
滑面底部尺寸(左右×前后) Area of Slide Bottom(RL×FB)		毫米 mm	480×600	520×650	670×700	820×930	1030×1140	1180×1260	1260×1380	1360×1540	1460×1710	1550×1875	1800×1925
上顶料装置 Upper Ejector	型式 Type		机械	机械	机械	机械	机械	机械	机械	机械	机械	机械	机械
	压力 pressure	千牛 KN	20	30	40	50	80	100	125	160	200	250	300
	行程 Stroke	毫米 mm	15	15	15	15	37	40	44	48	52	60	60
下顶料装置 Lower Ejector	型式 Type		机械	机械	机械	机械	机械	机械	机械	机械	液压	液压	液压
	压力 pressure	千牛 KN	100	100	100	150	240	300	375	475	600	650	700
	行程 Stroke	毫米 mm	20	20	20	20	37	40	44	48	52/0-200	0-150可调	0-150可调
主电机功率 Moter power		千瓦 KW	37	45	55	90	110	132	185	185	250	280	300
压力机地面上高度 Height Above Floor		毫米 mm	4200	4500	4800	5100	6100	6400	6850	7400	7800	8000	8500
压力机外形尺寸(左右×前后) Overall Dimensions(FB×RL)		毫米mm				4100×3050	4800×3300	4900×3450	5250×3700	5800×4100	6100×4450	6300×4600	7410×6000
压力机整机重量 Total Weight		(吨) (ton)			50	70	120	165	210	280	380	460	580



JC-JA系列温热锻造压力机

JC-JA SERIES WARM & HOT FORGING PRESS

主要特点：

- 采用多项专利技术，专为国内中小型模锻企业而设计；
- 机身采用整体铸造或钢板焊接结构，刚性强、不变形；
- 设有专用上、下顶料装置，满足锻造工艺要求；
- 采用液压过载防卡死保护装置，使用安全可靠；并设有手动、自动复位装置，可供用户选择；
- 行程速度高，减少了锻件与模具接触时间，从而提高了模具使用寿命；
- 机身侧面开有送料孔，更加方便了加工工件的工艺设计；
- 装模高调节采用电动调节，提高了效率；并设有防撞联锁保护装置；
- 离合器——制动器采用气动摩擦系统，双联阀控制，动作平稳、噪音低；
- 润滑系统根据用户需要可配置手动、机动、自动控制的浓油或稀油润滑；
- 根据用户不同需要，可配置纯气垫或气、液增压气垫。
- 电气控制系统采用普通继电器和PLC电器控制系统供您选择，操作安全。
- 根据用户要求可采用数显智能控制（装模高度、自动润滑系统、吨位显示等功能）



JC-JA31-1250锻造压力机
JC-JA31-1250 Forging Press

Main Features:

- Adopt several patented technologies, and designed for medium- and small-sized die forming enterprises.
- Trunk-shaped frame, in-block cast structure with high rigidity and no-deformation.
- Using special upper and lower ejector for forging press requirements
- The hydraulic overload protective device against deadlock makes it safe and reliable to operate. The customer is free to choose manual- and auto-reset devices.
- With a high speed slide, the contact period of die and forged piece is reduced and the die service life is prolonged.
- The feeding hole on the frame side facilitates the technological design of work-piece.
- To increase the efficiency, the die height can be adjusted electrically. The interlock protection against collision is available.
- Clutch-brake system adopts pneumatic friction control and the bivalve makes operation smooth and noise low.
- According to different requirement of the customers, air cushion and pneumatic-hydraulic plenum chamber cushion can be selected.
- To ensure operation safety, the electric control adopts PLC control system
- According to customers' requirements, digital display intelligence control (the function of die height, automatic lubrication system, tonnage display and so on) can be available.

主要用途：

广泛应用于汽车等机器零件、五金工具、铜锻件、阀门、轴承套圈、螺栓螺母等标准、液压管件、工具等各行业零件的精密锻造。备有各种规格参数供选用,并可按用户要求设计制造。

Main applications:

Extensive using on auto's machine parts, hardware and tools, cuprum forged piece, valve, bearing ring, bolt and nut standard, hydraulic pipe casting, tools and the parts of precision forging for all industry. All kind of technical parameters are available. According to customers' requirements to design and manufacture is available too.



技术参数 TECHNICAL PARAMETERS

技术参数 Technical Data	型号 Model	JC-J31-100	JC-JA31-100B	JC-J31-125 JC-JA31-125	JC-JA31-160E	JC-JA31-200E	JC-JA31-250E
公称力 Nominal Capacity	(千牛) (KN)	1000	1000	1250	1600	2000	2500
公称行程 Nominal Press Stroke	(毫米) (mm)	10	10	10	10	10	10
滑块行程长度 Strokes of Slide	(毫米) (mm)	160	110	210	250	250	315
滑块行程次数 Strokes per Minute	(次/分) (S/min)	40	60	35	30	35	30
最大装模高度 Max.Die Height	(毫米) (mm)	300	300	320	320	400	420
装模高度调节量 Die Height Adjustment	(毫米) (mm)	90	90	90	90	90	120
导轨间距离 Distance Between Gibs	(毫米) (mm)	365	300	360	520	520	560
工作台板尺寸 (前后 × 左右) (毫米) Area of Bolster (FB × RL) (mm)		560X500	450X420	500X500	650X650	650X650	720X720
滑块底部尺寸 (前后 × 左右) (毫米) Area of Slide Bottom(FB × RL) (mm)		300X440	270X380	300X440	550X600	550X600	500X650
模柄孔尺寸 (直径 × 深度) (毫米) Die Shank Hole (Dia. × Depth) (mm)		60X80	60X80	60X90	65X90	65X90	120X100
电机功率 Mator Power	(千瓦) (KW)	7.5	7.5	11	18.5	18.5	30
压力机地面以上高度 Height Above Floor	(毫米) (mm)	2700	2510	3100	3400	3745	4230
压力机整机重量 Total Weight	(吨) (ton)	5.5	4.5	7	11	14	20

备注：JA31型为气动摩擦离合器，用户需要气垫时，需专门订货后才能提供。

Remark:JA31 press will adopt the pneumatic friction clutch, According to the requirement by the customer the cushion will be supplied.



锻造压力机加工的典型工件
Typical work-piece manufactured by forging press

锻造压力机主要技术参数 MAIN TECHNICAL PARAMETERS OF FORGING MECHANICAL PRESS WITH STRAIGHT-SIDE FRAME

技术参数 Technical Data	型号	JC-JA31-315E	JC-JA31-315F	JC-JA31-315G	JC-JA31-400E	JC-JA31-400F	JC-JA31-400G	JC-JA31-500E	JC-JA31-630E
公称力 (千牛) Nominal Capacity (KN)		3150	3150	3150	4000	4000	4000	5000	6300
公称力行程 (毫米) Nominal Press Stroke (mm)		10	10	8	10	10	8	10	12
滑块行程长度 (毫米) Strokes of Slide (mm)		315	150	150	400	250	150	300	400
滑块行程次数 (次/分) Strokes per Minute (S/min)		35	35	40	40	40	40	40	30
最大装模高度 (毫米) Max.Die Height (mm)		500	500	400	550	550	400	550	600
装模高度调节量 (毫米) Die Height Adjustment (mm)		120	120	100	120	100	100	130	120
导轨间距离 (毫米) Distance Between Gibs (mm)		625	625	500	740	740	550	740	840
工作台板尺寸(前后×左右) (毫米) Area of Bolster (FB×RL) (mm)		800X800	800X800	600X600	900X900	900X900	700X700	900X900	1000X1000
滑块底部尺寸(前后×左右) (毫米) Area of Slide Bottom(FB×RL) (mm)		660X785	660X735	450X620	780X830	780X830	500X650	780X830	850X1000
模柄孔尺寸(直径×深度) (毫米) Die Shank Hole (Dia.×Depth) (mm)		120X100	120X100	65X100	120X110	120X110	40X110	110X110	130X140
电机功率 (千瓦) Mator Power (KW)		37	37	22	45	45	45	45	55
压力机地面以上高度 (毫米) Height Above Floor (mm)		4620	4500	4350	5325	4775	4280	4775	5650
压力机整机重量 (吨) Total Weight (ton)		28	27	25	37	35	32	40	57

主要技术参数 MAIN TECHNICAL PARAMETERS

技术参数 Technical Data	型号	JC-JA31-630F	JC-JA31-630G	JC-JA31-800	JC-JA31-1000	JC-JA31-1250	JC-JA31-1600	JC-JA31-2000	JC-JA31-2500
公称力 (千牛) Nominal Capacity (KN)		6300	6300	8000	10000	12500	16000	20000	25000
公称力行程 (毫米) Nominal Press Stroke (mm)		10	8	12	12	12	13	13	13
滑块行程长度 (毫米) Strokes of Slide (mm)		150	150	250	470	400	400	300	400
滑块行程次数 (次/分) Strokes per Minute (S/min)		40	35	30	30	30	30	30	30
最大装模高度 (毫米) Max.Die Height (mm)		600	400	700	800	800	850	900	950
装模高度调节量 (毫米) Die Height Adjustment (mm)		100	100	120	120	120	60	60	60
导轨间距离 (毫米) Distance Between Gibs (mm)		840	550	840	1040	1040	1250	1300	1350
工作台板尺寸(前后×左右) (毫米) Area of Bolster (FB×RL) (mm)		100X100	800X800	1000X1000	1200X1200	1200X1200	1400X1400	1500X1500	1700X1700
滑块底部尺寸(前后×左右) (毫米) Area of Slide Bottom(FB×RL) (mm)		850X1000	660X735	850X1000	950X1200	950X1200	1250X1400	1500X1350	1550X1700
模柄孔尺寸(直径×深度) (毫米) Die Shank Hole (Dia.×Depth) (mm)		130X140	40X120	130X150	130X170	130X180	130X190	132	132
电机功率 (千瓦) Mator Power (KW)		55	45	75	90	110	132	132	132
压力机地面以上高度 (毫米) Height Above Floor (mm)		5500	4815	5750	6500	6650	6700	7000	7400
压力机整机重量 (吨) Total Weight (ton)		55	40	80	95	110	140	200	250

备注: JA31型为气动摩擦离合器, 用户需要气垫时, 需专门订货后才能提供。
Remark: JA31 press will adopt the pneumatic friction clutch, According to the requirement by the customer the cushion will be supplied.

JC - JB系列温热锻造压力机

JC - JB SERIES WARM & HOT FORGING PRESS

与JA系列比较,具有锻造速度高,结构紧凑.具有一定的抗偏载等特点,更适宜于连杆、齿轮、轴承环等类零件的锻造。

Comparing with JA series products, it is of high forging speed, suitable structure and strong capacity of resisting eccentric load. It is widely used in forging peices such as link, gear and bearing ring etc.

技术参数 TECHNICAL PARAMETERS

技术参数 Technical Data	型号 Model	JC - JB31 - 100	JC - JB31 - 125	JC - JB31 - 160	JC - JB31 - 200	JC - JB31 - 250	JC - JB31 - 315	JC - JB31 - 400	JC - JB31 - 500
公称力 Nominal Capacity	(千牛) (KN)	1 000	1 250	1 600	2 000	2 500	3 150	4 000	5 000
公称力行程 Nominal Press Stroke	(毫米) (mm)	5	5	6	6	6	6	6	6
滑块行程长度 Strokes of Slide	(毫米) (mm)	120	130	165	165	165	170	170	170
滑块行程次数 Strokes per Minute	(次/分) (S/min)	60	60	50	50	50	50	50	50
最大装模高度 Max.Die Height	(毫米) (mm)	300	320	320	400	420	500	550	550
装模高度调节量 Die Height Adjustment	(毫米) (mm)	60	60	60	60	60	60	60	60
导轨间距离 Distance Between Gibs	(毫米) (mm)	365	360	520	520	560	565	700	740
工作台面尺寸 (前后 × 左右) Area of Bolster (FB × RL)	(毫米) (mm)	560X500	500X500	650X650	650X650	720X720	800X800	900X900	900X900
滑块底部尺寸 (前后 × 左右) Area of Slide Bottom (FB × RL)	(毫米) (mm)	300X440	300X440	550X600	550X600	500X650	660X785	780X830	780X830
模柄孔尺寸 (直径 × 深度) Die Shank Hole (Dia. × Depth)	(毫米) (mm)	60X80	60X90	60X90	65X90	120X90	120X100	120X110	110X110
电机功率 Mator Power	(千瓦) (KW)	7.5	11	15	18.5	30	37	45	45

技术参数 TECHNICAL PARAMETERS

技术参数 Technical Data	型号 Model	JC - JB31 - 630	JC - JB31 - 800	JC - JB31 - 1000	JC - JB31 - 1250	JC - JB31 - 1600	JC - JB31 - 2000	JC - JB31 - 2500
公称力 Nominal Capacity	(千牛) (KN)	6 300	8 000	10 000	12 500	16 000	20 000	25 000
公称力行程 Nominal Press Stroke	(毫米) (mm)	6	6	6	6	6	6	6
滑块行程长度 Strokes of Slide	(毫米) (mm)	250	210	250	250	250	300	320
滑块行程次数 Strokes per Minute	(次/分) (S/min)	35	50	45	45	45	35	35
最大装模高度 Max.Die Height	(毫米) (mm)	400	700	800	800	850	950	950
装模高度调节量 Die Height Adjustment	(毫米) (mm)	60	60	80	80	80	60	60
工作台面尺寸 (前后 × 左右) Area of Bolster (FB × RL)	(毫米) (mm)	800X800	1000X1000	1200X1200	1200X 1200	1300X1400	1500X1500	1500X1600
滑块底部尺寸 (前后 × 左右) Area of Slide Bottom (FB × RL)	(毫米) (mm)	850X1000	850X1000	950X1200	950X1200	1200X1400	1400X1500	1450X1600
模柄孔尺寸 (直径 × 深度) Die Shank Hole (Dia. × Depth)	(毫米) (mm)	130X140	130X150	130X170	130X180	130X180	150X190	150X200
电机功率 Mator Power	(千瓦) (KW)	55	75	90	110	132	160	200



JC - JC系列温热锻造压力机

JC - JC SERIES WARM & HOT FORGING PRESS

主要特点：

- 采用MP热模锻压力机的偏心轴和销轴式联接结构形式，具有一定的抗偏载能力，可以满足一般的多工位锻造工艺。
- 滑块采用X型导轨，具有受热变形小，精度高等特点。
- 制动器采用水冷，能够满足高速锻造的要求。
- 较大的公称力行程，适合温锻和挤压类零件的锻造。
- 打击能量大，能够满足一般企业选型的要求。
- 带有上下顶料装置。
- 打击速度快，模具使用寿命长。
- 带有闷车解除装置，操作方便。
- 具有较大的装模高度调节量，拓宽模具使用范围，延长模具的寿命。
- 导轨采用稀油润滑，使机床的工作环境更环保。
- 适用各类有色金属，黑色金属的温热锻造成形，主要用于汽车零部件、工程机械、摩托车、机车和阀门、水暖器材等制造行业。



JC - JC31 - 1250锻造压力机
JC - JC31 - 1250 Forging Press

Main Features:

- Using MP hot-die forging press of eccentric shaft and pin-style link structure, so that it has a certain carrying capacity of partial resistance to meet the general multi-station forging process.
 - Slider uses X-type guide, with small heat distortion and high precision features.
 - Brakes use water cool to meet the requirements of high-speed forging.
 - Larger nominal power stroke, for warm forging and extrusion forging parts.
 - High hitting energy can meet the requirements to the selection for general enterprise.
 - With upper and lower ejector device.
 - Hitting fast, long service life for die.
 - With lifting device for stuck, easy to operate
 - Loaded with larger die height adjustment, widening the scope of die used to extend the life of die
 - Thin-Oil lubrication guide, to make the machine more environmentally for the work environment.
- For various types of non-ferrous metal and ferrous metal hot forging, mainly for automotive parts, construction machinery, motorcycles, locomotives and valves, plumbing equipment and other manufacturing industries.

技术参数 TECHNICAL PARAMETERS

技术参数 Technical Data	型号 Model	JC-JC31-400	JC-JC31-630	JC-JC31-800	JC-JC31-1000	JC-JC31-1250	JC-JC31-1600
公称力 Nominal Capacity	(千牛) (kn)	4000	6300	8000	10000	12500	16000
公称力行程 Nominal Press Stroke	(毫米) (mm)	10	12	12	12	13	13
滑块行程长度 Strokes of Slide	(毫米) (mm)	170	250	250	250	300	300
滑块行程次数 Strokes of Minute	(次/分) (S/min)	50	50	50	50	50	50
最大装模高度 Max.Die Height	(毫米) (mm)	550	600	700	800	800	850
装模高度调节量 Die Height Adjustment	(毫米) (mm)	60	60	60	80	80	80
工作台板尺寸(前后×左右) Area of Bolster(FB×RL×Thickness)	(毫米) (mm)	900x900	1000x1000	1000X1000	1100X1100	1200X 1200	1400X1400
滑面底部尺寸(前后×左右) Area of Slide Bottom(FB×RL)	(毫米) (mm)	780x830	850x1000	850X1000	950X1200	950X1200	1100X1400
模柄孔尺寸(直径×深度) Die Shank Hole(Dia.×Depth)	(毫米) (mm)	120x110	130X140	130X150	130X170	130X180	
电机功率 Mator Power	(千瓦) (kw)	45	55	75	90	110	110
压力机整机重量 Total Weight	(吨) (ton)	40	60	80	100	120	160

技术参数 TECHNICAL PARAMETERS

技术参数 Technical Data	型号 Model	JC-JC31-2000	JC-JC31-2500	JC-JC31-3150	JC-JC31-4000	JC-JC31-5000	JC-JC31-6300
公称力 Nominal Capacity	(千牛) (kn)	20000	25000	31500	40000	50000	63000
公称力行程 Nominal Press Stroke	(毫米) (mm)	13	13	13	13	13	13
滑块行程长度 Strokes of Slide	(毫米) (mm)	330	330	340	360	400	
滑块行程次数 Strokes of Minute	(次/分) (S/min)	50	50	50	50	50	50
最大装模高度 Max.Die Height	(毫米) (mm)	950	950	1000	1100	1500	1600
装模高度调节量 Die Height Adjustment	(毫米) (mm)	60	60	60	60	60	60
工作台板尺寸(前后×左右) Area of Bolster(FB×RL×Thickness)	(毫米) (mm)	1500X1500	1600X1600	1700×1700	1800×1800	1900×1900	2000×2000
滑面底部尺寸(前后×左右) Area of Slide Bottom(FB×RL)	(毫米) (mm)	1200X1500	1300X1600	1500×1700	1600×1800	1700×1900	1800×2000
模柄孔尺寸(直径×深度) Die Shank Hole(Dia.×Depth)	(毫米) (mm)						
电机功率 Mator Power	(千瓦) (kw)	140	185		250	280	300
压力机整机重量 Total Weight	(吨) (ton)	200	250	280	330	400	480

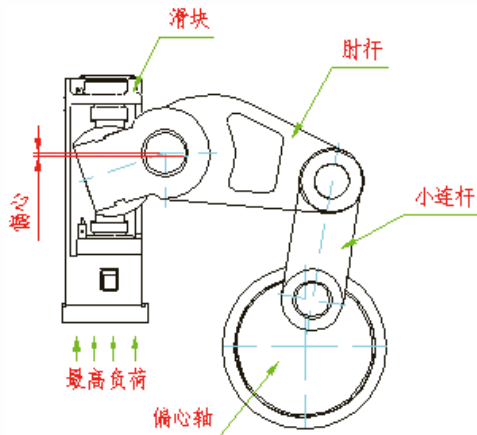
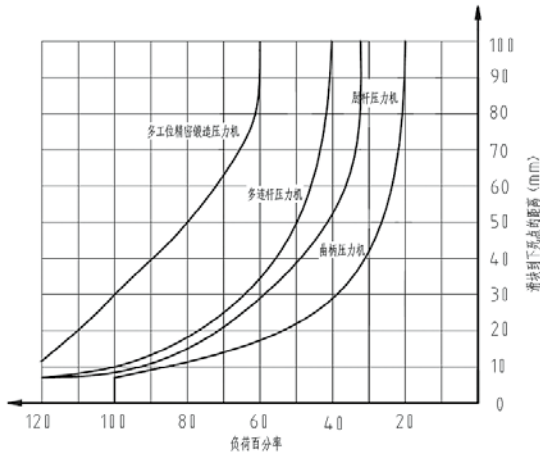


D8系列杠杆冷温锻造压力机

D8 SERIES LEVER COLD & WARM FORGING PRESS

广泛用于汽车、航空、航天、兵器、轴承、五金、自行车等零件的冷、温、热精密成型和零件精压等工艺。

Extensive using for the parts' cold, warm and hot precision modeling and pressure sizing processes in the area of auto, aviation, aerospace, weapon, bearing, metals, bicycle etc.



D86-400型精密锻造压力机
D86-400 Precision forging press

主要结构特点：

- 底传动卧式杠杆机构，机床高度低。高度只有立式锻造机1/2左右，节省了厂房高度，便于维修；重心低、机床振动小。
- 利用杠杆增力，并使公称力行程增大，一般都在30mm以上。适用于各种复杂零件的挤压，拓宽了设备的使用范围。
- 利用杠杆----多连杆的运动特性，滑块能在下死点瞬时停留压实，保证薄壁件和难加工金属的压实精密成形。
- 利用长杠杆的弹性，能够安全的进行压实锻造，避免了压力机和模具的损伤。
- 整体实心钢板结构和连杆与滑块等宽的结构，以及八面导轨的高精密导向使机床具有高刚度、高抗偏载能力、高精度运行，可以满足用户各种复杂工艺的多工位冷、温、热的精密锻造。
- 增加了防闷车机构，可以有效的防止因操作失误导致的闷车。
- 设有专用上、下顶料装置，能满足各种锻造工艺要求。
- 机身侧面开有送料窗，可配备自动送料系统。
- 可以实现数字化控制。
- 自动控制可回收稀油润滑系统，可保证机床的各个重要部位热量的快速传导，从而保证整个压力机的运行精度。
- 可配备减震基础，在加上机床重心低、震动小的特点，所以可以和冷加工机床混合排放，能大大提高生产效率。

Main Features:

- Bottom transmission and horizontal lever arm mechanism, low machine tool height. The height is only about 1/2 of the vertical forging press, save the height of factory building, easy for maintenance; Low center of gravity and less vibration.
- Using lever arm to increase the strength and increase the range of the nominal capacity, usually above 30mm. Can be used on press any complex parts, it broaden the range of use for the equipment. As everyone knows, choosing forging equipments especially the extrusion equipments, the uppermost is the equipments' choosing dependent on the range of the nominal capacity. The multi-station precise forging press which is made by Jinchen company can save big investment for consumer, incarnate the virtue on economizes on energy.
- Using lever which is the characteristic of multi-bar's movement, the stroke can stop and compact at the bottom dead center instantaneous, to ensure some thin parts and some intractable metal can be compacted and shaped by precise.
- Using the long lever's elasticity, the compact forging can be processed safely, avoid the damage for the forging press and die.
- The machine tool has high rigidity and strong avoids eccentric capability and high precise processing because it has whole solid steel plate configuration and connecting rod has a same width with the stroke configuration and eight side guide rail's high precise guide, it can satisfy any multi-station cold, warm and hot precise forging with complex press for consumer.
- Added prevent stuck mechanism, it will prevent the stuck because the fault of operation effectually.
- Has special upper and lower ejector device, it will satisfy any requirement for forging press process.
- There is a feeding window on the side of machine tool. It can be fitted up with automatic feed attachment
- Can actualize digitization control
- Recyclable thin oil lubrication automatic control system can ensure the heat conduction fleetly for every important position on the machine tool, this will ensure the whole forging machine's working precision.
- Damping reduction elements can be prepared and the low center of gravity, less vibration characteristic, so it can be laid with cold manufacture machine tool, the production efficiency can be increased greatly.



精密锻造压力机加工的典型工件

技术参数 TECHNICAL PARAMETERS

技术参数 Technical Data	型号 Model	D81 - 160	D81 - 250	D81 - 400	D81 - 630	D81 - 800	D81 - 1000	D81 - 1250	D81 - 1600	D81 - 2000
公称力行程 Nominal Press Stroke	(毫米) (mm)	4	7	7	7	10	10	10	10	10
工作台板尺寸(左右×前后) Area of Bolster(FB×RL)	(毫米) (mm)	500×400	600×500	700×600	800×700	900×800	1000×900	1000×900	1200×1000	1300×1100
滑块底部尺寸(左右×前后) Area of Slide Bottom(FB×RL)	(毫米) (mm)	450×340	550×450	650×550	750×650	850×750	950×820	950×800	1100×920	1200×950
电机功率 Motor Power	(千瓦) (kw)	15	30	37	45	75	75	90	110	132
最大装模高度 Max.Die Height	(毫米) (mm)	340	400	460	520	600	800	800	900	1100
装模高度调节量 Die Height Adjustment	(毫米) (mm)	10	10	18	18	18	20	20	20	25
滑块行程长度 Strokes of Slide	(毫米) (mm)	160	200	250	250	250	250	250	300	300
滑块行程次数 Strokes of Minute	(次/分) (S/min)	35	35	30	30	30	30	30	25	25
机械上顶料 Upper Ejector	吨位 Nominal Capacity	(KN)	60	80	100	100	150	150	150	150
	行程 Stroke	(mm)	20	20	30	30	30	35	35	35
机械下顶料 Lower Ejector	吨位 Nominal Capacity	(KN)	100	150	200	300	400	500	500	800
	行程 Stroke	(mm)	30	40	50	50	50	60	60	60



技术参数 TECHNICAL PARAMETERS

技术参数 Technical Data		型号 Model	D82-160	D82-250	D82-400	D82-630	D82-800	D82-1000	D82-1250	D82-1600	D82-2000
公称力行程 Nominal Press Stroke	(毫米) (mm)		4	7	7	7	10	10	10	10	10
工作台板尺寸(左右×前后) Area of Bolster(FB×RL)	(毫米) (mm)		750×500	900×720	1100×670	1200×780	1200×850	1300×950	1300×950	1500×1100	1600×1200
滑块底部尺寸(左右×前后) Area of Slide Bottom(FB×RL)	(毫米) (mm)		700×440	950×650	1000×600	1100×700	1100×800	1200×900	1200×900	1400×960	1500×1000
电机功率 Motor Power	(千瓦) (kw)		15	30	37	45	75	75	90	110	132
最大装模高度 Max.Die Height	(毫米) (mm)		340	400	460	520	600	800	800	900	1100
装模高度调节量 Die Height Adjustment	(毫米) (mm)		10	10	18	18	18	20	20	20	25
滑块行程长度 Strokes of Slide	(毫米) (mm)		160	200	250	250	250	250	250	300	300
滑块行程次数 Strokes of Minute	(次/分) (S/min)		35	35	30	30	30	30	30	25	25
机械上顶料 Upper Ejector	吨位 Nominal Capacity	(KN)	60	80	100	100	150	150	150	150	150
	行程 Stroke	(mm)	20	20	30	30	30	35	35	35	35
机械下顶料 Lower Ejector	吨位 Nominal Capacity	(KN)	100	150	200	300	400	500	500	800	1000
	行程 Stroke	(mm)	30	40	50	50	50	60	60	60	60

技术参数 TECHNICAL PARAMETERS

技术参数 Technical Data		型号 Model	D86-160	D86-250	D86-400	D86-630	D86-800	D86-1000	D86-1250	D86-1600	D86-2000
公称力行程 Nominal Press Stroke	(毫米) (mm)		15	20	30	30	30	30	30	30	30
工作台板尺寸(左右×前后) Area of Bolster(FB×RL)	(毫米) (mm)		500×400	600×500	700×600	800×700	900×800	1000×900	1000×900	1200×1000	1300×1100
滑块底部尺寸(左右×前后) Area of Slide Bottom(FB×RL)	(毫米) (mm)		450×340	550×450	650×550	750×650	850×750	950×820	950×800	1100×920	1200×950
电机功率 Motor Power	(千瓦) (kw)		37	55	55	75	90	90	110	132	160
最大装模高度 Max.Die Height	(毫米) (mm)		500	700	800	800	100	1100	1100	1200	1400
装模高度调节量 Die Height Adjustment	(毫米) (mm)		10	10	18	18	18	20	20	20	25
滑块行程长度 Strokes of Slide	(毫米) (mm)		160	200	250	250	250	250	250	300	300
滑块行程次数 Strokes of Minute	(次/分) (S/min)		35	35	30	30	30	30	30	25	25
机械上顶料 Upper Ejector	吨位 Nominal Capacity	(KN)	60	80	100	100	150	150	150	150	150
	行程 Stroke	(mm)	20	20	30	30	30	35	35	35	40
机械下顶料 Lower Ejector	吨位 Nominal Capacity	(KN)	100	150	200	300	400	500	500	800	1000
	行程 Stroke	(mm)	30	40	50	50	50	60	60	60	60

技术参数 TECHNICAL PARAMETERS

技术参数 Technical Data		型号 Model	D88-160	D88-250	D88-400	D88-630	D88-800	D88-1000	D88-1250	D88-1600	D88-2000
公称力行程 Nominal Press Stroke	(毫米) (mm)		15	20	30	30	30	30	30	10	30
工作台板尺寸(左右×前后) Area of Bolster(FB×RL)	(毫米) (mm)		750×500	900×720	1100×670	1200×780	1200×850	1300×950	1300×950	1300×1100	1600×1200
滑块底部尺寸(左右×前后) Area of Slide Bottom(FB×RL)	(毫米) (mm)		700×440	950×650	1000×600	1100×700	1100×800	1200×900	1000×900	1200×950	1500×1000
电机功率 Motor Power	(千瓦) (kw)		37	55	55	75	90	90	110	132	160
最大装模高度 Max.Die Height	(毫米) (mm)		500	700	800	800	100	1100	1100	1100	1400
装模高度调节量 Die Height Adjustment	(毫米) (mm)		10	10	18	18	18	20	20	25	25
滑块行程长度 Strokes of Slide	(毫米) (mm)		160	200	250	250	250	250	250	300	300
滑块行程次数 Strokes of Minute	(次/分) (S/min)		35	35	30	30	30	30	30	25	25
机械上顶料 Upper Ejector	吨位 Nominal Capacity	(KN)	60	80	100	100	150	150	150	150	150
	行程 Stroke	(mm)	20	20	30	30	30	35	35	40	40
机械下顶料 Lower Ejector	吨位 Nominal Capacity	(KN)	100	150	200	300	400	500	500	1000	1000
	行程 Stroke	(mm)	30	40	50	50	50	60	60	60	60

DK43系列数控辊锻机

DK43 SERIES NC ROLL FORGING MACHINE

主要特点：

- 采用伺服控制提高机械手的移动精度，提高了系统的可靠性，从而提高了锻件的精度和合格率。
- 采用摆动油缸完成机械手的翻转使得机械手结构得以简化，使得结构更紧凑。
- 辊锻机增设齿轮侧隙自动补偿，使得设备调整更方便。
- 定位精度可达到0.05毫米（改造普通机械手定位精度为0.15毫米）。
- 辊锻机通过两根旋转方向相反的锻辊上所安装的弧形辊锻模，在轴线方向上使之连续周期性地产生局部延伸变形，以辊制周期断面以及各种形状断面锻件。其具有生产率高、节约材料、投资少、重量轻、模具使用寿命长、操作者劳动条件好等优点，广泛用于现代汽车、拖拉机、农业机械、动力机、航空以及日用品制造业。



DK43-460数控辊锻机
DK43-460 NC Roll Forging Machine

Main Features:

- Using servo control of manipulator to improve the moving accuracy, improved reliability of the system, thus improved the forging precision and passing rates.
- Using swing cylinder to complete manipulator with the flip makes the manipulator has simplified and compact structure.
- The roll forging machine added automatic gear backlash compensation, making equipment adjustments and more convenient.
- After transformation, positioning accuracy can reach 0.05 mm (positioning accuracy was 0.15mm before transformation).
- Roll forging machine through two forge rollers rotating in the opposite direction work with dies installed on the arc to roll forging, in the axis direction so that periodically generate a continuous deformation of the local extension to roll the system cycle section and the section of forging a variety of shapes. The High productivity, saving material, less investment, light weight, die long service life, the operator working conditions are good, it is widely used in modern automobiles, tractors, agricultural machinery, power machine, aerospace, and commodity manufacturing industries.

技术参数 TECHNICAL PARAMETERS

技术参数 Technical Data		型号 Model	DK43-370	DK43-460	DK43-560	DK43-680	DK43-850	DK43-930	DK43-1000
辊锻模公称直径 Nominal Diameter of Roll Forging Die		(毫米) (mm)	370	460	560	680	850	930	1000
辊锻有效宽度 Roll Forging Effective Width	(毫米) (mm)	内辊 Inner-Roller	500	570	700	850	760	1000	1200
		外辊 Outer-Roller	160	210	270	310	340		
最大辊锻件长度 Roll Forging Max. Length	(毫米) (mm)	内辊 Inner-Roller	570	710	870	1050	1310	1430	2300
		外辊 Outer-Roller	890	1100	1340	1620	1920		
辊锻中心距调整量 Forged Roll Center Adjustment		(毫米) (mm)	15	17	20	25	25	25	20
辊锻转速 Roll Forging Speed		(转/分) (r/min)	80	65	52	40	30	30	30
机械手 Manipulator	纵向行程 Vertical Stroke	(毫米) (mm)		630					
	横向行程 Horizontal stroke	(毫米) (mm)		500					
	旋转角度 Rotation	(°) (°)	90	90					
	夹紧力 Clamping Force	(牛) (N)	2000	2270					
坯料最大厚度 Max. Thickness of Blank		(毫米) (mm)	55	75	100	125	150	160	160
电机功率 Motor Power		(千瓦) (KW)	15	18	30	55	155	155	285



肘杆式冷挤压机

KNUCKLE JOINT COLD EXTRUSION PRESS

主要特点：

- 冷挤压加工目前是金属压力加工较先进的工艺之一，是实现少或无切屑加工的重要工艺途径，具有广阔的发展前途。采用冷挤压加工可获得低成本，高质量、高性能的各种
- 较复杂形状的加工零件，具有节省原材料，减少或省去其它加工工序，生产效率高，耗能低等优点。采用冷挤压加工所使用的冷挤压机可以是单工位的，也
- 可以是多工位的；多工位冷挤压机同时具备了冷挤压机和多工位压力机的功能，具有占地面积少，生产效率高优点，对大批量生产非常适用。

J89-1000型立式肘杆冷挤压机

J89-1000 Type vertical knuckle joint cold extrusion press

Main Features:

- Cold extrusion processing is one of the advanced metal stamping processing methods at present day, which is an important means in realizing little cutting or no cutting of metal and has a bright development future.
- Using cold extrusion processing can produce various kinds of complex shaped parts with low cost, high quality and high performance, which will save raw material, reduce or even don't need any further machining, resulting in high production efficiency and low energy consumption.
- Cold extrusion press used in cold extrusion processing can be a single station or multi-station one. A cold extrusion transfer press has features of both cold extrusion press and transfer press, which covers a small floor space and has high production efficiency, and can be used in large batch production.

技术参数 TECHNICAL PARAMETERS


技术参数 Technical Data	型号 Model	J89-400	J89-630	J89-800	J89-1000		J89-1250	J89-1600	
公称力 Nominal Capacity	(千牛) (KN)	4000	6300	8000	10000		12500	16000	
公称力行程 Nominal Press Stroke	(毫米) (mm)	15	15	15	4	15	15	15	
滑块行程长度 Strokes of Slide	(毫米) (mm)	300	300	300	200	300	350	350	
滑块行程次数 Strokes per Minute	(次/分) (S/min)	30	30	30	30	30	25	25	
最大装模高度 Max.Die Height	(毫米) (mm)	800	800	900	400	900	900	900	
装模高度调节量 Die Height Adjustment	(毫米) (mm)	15	25	25	15	25	25	25	
工作台板尺寸(前后×左右) Area of Bolster(FB×RL)	(毫米) (mm)	900×900	710×1000	1000×1100	1000×700	1000×1200	1200×1400	1300×1600	
滑块底部尺寸(前后×左右) Area of Slide Bottom(FB×RL)	(毫米) (mm)	900×900	630×1000	1000×1100	600×700	1100×1200	1200×1400	1300×1600	
下顶料装置 Under ejecting device(positive)	顶出力 Ejecting force	(千牛) (KN)	300	300	400	100	500	650	800
	行程长度 Stroke	(毫米) (mm)	80	120	150	80	150	170	170
主电机功率 Mator Powe	(千瓦) (KW)	55	55	99	75	110	132	160	
电气控制形式 Electrical control		PC							
压力机整机重量 Total weight	(吨) (ton)	60	80	100	60	120	140	180	

精压机

COINING PRESS

主要特点：

机器采用钢板焊接机身，滑块由曲轴---肘杆驱动，能在下死点停留保压约1/18周期，机动封高调节示值0.01mm，工作台内有楔形过载保护装置和顶出缸，曲轴由湿式气动摩擦离合器和齿轮带动，全机由PLC控制，工作可靠、精度好，外观大方，适用于各种精压及挤压工艺。



J84-250肘杆式精压机
J84-250 Knuckle joint coining press

Main Features:

The frame of machine has made of plates through welding. The slide is drove by crank-knuckle, so it can be halt at the bottom dead centre about 1/18 cycle, the shut high adjust with motor and reading unit 0.01mm, in the bolster has wedge-type overload protector and knockout cylinder, the crank is driven by gear and wet-type fricative clutch, the whole machine is controlled by PLC, the machine has fine dependability, accuracy and exterior, it can complete various operation of coining and extrusion.

技术参数 TECHNICAL PARAMETERS

技术参数 Technical Data	型号 Model	J84-100	J84-160	J84-250	J84-400	J84-630	J84-800	J84-1000	J84-1250	J84-1600	J84-2000
公称力 Nominal Capacity	(千牛) (KN)	1000	1600	2500	4000	6300	8000	10000	12500	16000	20000
公称力行程 Nominal Press Stroke	(毫米) (mm)	3.2	3.5	4	6	8	1.5	3	2	3	3
滑块行程次数 Stroke per minute	(毫米) (mm)	100	100	120	140	160	125	200	120	200	200
滑块行程 Stroke of slide	(次/分) (S/min)	60	60	50	40	35	40	25	25	20	18
最大封闭高度 Max.shut high	(毫米) (mm)	290	300	340	370	390	340	400	580	500	620
封闭高度调节量 Adj.of shuthigh	(毫米) (mm)	15	15	15	15	15	15	15	15	15	15
工作台板面 Bolster AlxBlxdl	(毫米) (mm)	400X460X40	440X500X40	480X560X40	550X650X50	600X700X50	800X720X120		1010X980X180		1280X1300X210
滑块底部尺寸 Slide AlxBlxdl	(毫米) (mm)	320X300X40	350X340X40	380X380X40	450X450X50	500X500X50	500X500		640X970		980X850
主电机功率 Mator Power	(千瓦) (KW)	7.5	11	11	18	22	37		37		55
调整电机 Adj.motor	(千瓦) (KW)	0.4	0.4	0.4	0.4	0.7	1.1				
空气压力 Air pressure	(帕) (Mpa)	0.5	0.5	0.5	0.5	0.5	0.5	0.5	0.5	0.5	0.5
顶出力 Knockout force	(千牛) (KN)	50	50	80	120	200					
顶出行程 Knockout stroke	(毫米) (mm)	25	25	30	35	40					
T型槽距 Distance Cxcl	(毫米) (mm)	320X220	340X260	360X280	400X320	450X360					
机械外形尺寸(长×宽×高) Outline l×w×h(FE×RL)	(毫米) (mm)	1460X1420X2780	1520X1500X3000	1620X1600X3200	1780X1750X3600	1920X1900X4000	2220X2150X4890		3200X2590X5200		4000X3600X6760
压力机整机重量 Weight	(吨) (ton)	7	10	12	18	24	33	45	61		128.79



JC31-160A型闭式单点单动压力机

JC31-160A Type straight-side one point one action press

闭式单点机械压力机

STRAIGHT SIDE SINGLE POINT MECHANICAL PRESS

主要特点：

- 压力机的机身采用铸造或钢板焊接组合式结构；横梁、左右立柱和底座（工作台）通过4根拉紧螺栓预紧而组成一体；采用计算机优化设计，保证了机身的强度、刚性和其它性能要求。
- 离合器——制动器采用刚性连锁的气动摩擦系统，动作平稳、噪音低、安全可靠、使用寿命长。
- 装模高度调整采用机动调节机构和齐全的连锁保护系统，操作维修方便安全。
- 设有合理的润滑系统，保证各润滑部位有充足的油量；根据用户的需要，可分别配置手动、机动、自动控制的浓油或稀油润滑系统。
- 根据用户的需要可配置纯气气垫或气、液增压气垫。
- 电气控制系统采用 PLC控制系统，可靠性高；也可根据用户的需要，采用常规（继电器）电气控制系统。
- 根据用户要求可采用数显智能控制（装模高度、自动润滑系统、吨位显示等功能）。

Main Features:

- Casting or welding sheet composite structure; the crossbeam, left and right columns, and the base frame (working table) are integrate with 4 tightening bolts. Computerized optimum design is adopted to ensure high strength, rigidity and other requirements of the frame.
- Clutch-brake system uses pneumatic friction with rigid interlock, which leads to smooth operation, low noises, operation safety and reliability, and a longer service life.
- Die set height adjustment is protected by the mechanical and crush-proof interlock. Operation and maintenance become easy and safe.
- Reasonable lubrication system ensures adequate oil filling to each oiling point. According to customers' requirement, grease and oil lubrication of manual, maneuver and automatic control can be available.
- According to customers' requirements, air cushion and pneumatic-hydraulic plenum chamber cushion can be available.
- The PLC control system adopted by the electric control ensures high reliability. According to actual situation, ordinary (relay) electric control can be used.
- According to customers' requirements, digital display intelligence control (the function of die height, automatic lubrication system, tonnage display and so on) can be available.

技术参数 TECHNICAL PARAMETERS

型号Model		JC31-100	JC31-160A	JC31-200	JC31-250	JD31-250	JD31-315	JC31-315	JD31-400	JC31-400	JD31-500	JD31-630
		JD31-100	JD31-160									
技术参数Technical Data												
公称力 Nominal Capacity	(千牛) (kn)	1000	1600	2000	2500	2500	3150	3150	4000	4000	5000	6300
公称力行程 Nominal Press Stroke	(毫米) (mm)	10	8	10	10	10.4	10.5	10.5	13.2	13.2	13	13
滑块行程长度 Strokes of Slide	(毫米) (mm)	160	160	200	250	315	315	300	400	400	400	400
滑块行程次数 Strokes of Minute	(次/分) (S/min)	40	32	30	28	20	20	25	20	20	16	12
最大装模高度 Max. Die Height	(毫米) (mm)	300	370	450	480	490	490	500	550	550	600	700
装模高度调节量 Die Height Adjustment	(毫米) (mm)	90	120	120	120	200	200	200	250	250	250	250
导轨间距离 Distance Between Gibs	(毫米) (mm)	600	720	790	790	810	910	1150	1060	1060	1330	1500
工作台板尺寸(前后×左右×厚度) Area of Bolster(FB×RL×Thickness)	(毫米) (mm)	620×620	800×800	950×950	950×950	950×1000	1100×1100	920×1040	1200×1240	1000×1230	1200×1240	1500×1700
滑面底部尺寸(直径×深度) Area of Slide Bottom(FB×RL)	(毫米) (mm)	400×500	590×755	720×930	720×930	850×980	960×1070	110×1120	1000×1230	1200×1240	1100×1230	1400×1680
气垫 CUSHION	压紧/退出力 Pressing/Ejection Force		160	200	200	400/63	500/76		500/76		500/76	1000/150
	行程 Stroke		80	100	100	150	160		200		200	250
电机功率 Motor Power	(千瓦) (kw)	7.5	15	18.5	22	30	30		45		55	55
压力机地面以上高度 Height Above Floor	(毫米) (mm)	2890	4805	5135	5235	5775	6620		6130		7030	7396
压力机外形尺寸(前后×左右) Overall Dimensions(FB×RL)	(毫米) (mm)	1415×1860	2580×2640	2530×2190	2630×2290	2262×2070	2416×2520		2530×2400		4100×3756	3015×4050
压力机整机重量 Total Weight	(吨) (ton)	6.5	16	23.5	25	31.3	35.8	30	48.5		65	96.7

闭式双点机械压力机

STRAIGHT SIDE DOUBLE POINT MECHANICAL PRESS

主要特点：

- 压力机的机身采用铸造或钢板焊接组合式结构；横梁、左右立柱和底座（工作台）通过 4根拉紧螺栓预紧而组成一体；采用计算机优化设计，保证了机身的强度、刚性和其它性能要求。
- 离合器——制动器采用刚性连锁的气动摩擦系统，动作平稳、噪音低、安全可靠、使用寿命长。
- 装模高度调整采用机动调节机构和齐全的连锁保护系统，操作维修方便安全。
- 设有合理的润滑系统，保证各润滑部位有充足的油量；根据用户的需要，可分别配置手动、机动、自动控制的浓油或稀油润滑系统。
- 根据用户的需要可配置纯气气垫或气、液增压气垫。
- 电气控制系统采用 PLC控制系统，可靠性高；也可根据用户的需要，采用常规（继电器）电气控制系统。
- 根据用户要求可采用数显智能控制（装模高度、自动润滑系统、吨位显示等功能）。



JD36-250型闭式双点压力机

JD36-250 Type straight side double point press

Main Features:

- Casting or welding sheet composite structure; the crossbeam, left and right columns, and the base frame (working table) are integrate with 4 tightening bolts. Computerized optimum design is adopted to ensure high strength, rigidity and other requirements of the frame.
- Clutch-brake system uses pneumatic friction with rigid interlock, which leads to smooth operation, low noises, operation safety and reliability, and a longer service life.
- Die set height adjustment is protected by the mechanical and crush-proof interlock. Operation and maintenance become easy and safe.
- Reasonable lubrication system ensures adequate oil filling to each oiling point. According to customers' requirement, grease and oil lubrication of manual, maneuver and automatic control can be available.
- According to customers' requirements, air cushion and pneumatic-hydraulic plenum chamber cushion can be available.
- The PLC control system adopted by the electric control ensures high reliability. According to actual situation, ordinary (relay) electric control can be used.
- According to customers' requirements, digital display intelligence control (the function of die height, automatic lubrication system, tonnage display and so on) can be available.

技术参数 TECHNICAL PARAMETERS

技术参数 Technical Data		型号 Model	JD36-160	JD36-250	JD36-400	JD36-630
公称力 Nominal Capacity	(千牛) (KN)		1600	2500	4000	6300
公称力行程 Nominal Press Stroke	(毫米) (mm)		10.8	11	13	13
滑块行程长度 Strokes of Slide	(毫米) (mm)		315	400	400	500
滑块行程次数 Strokes per Minute	(次/分) (S/min)		20	20	15	13
最大装模高度 Max.Die Height	(毫米) (mm)		670	590	750	810
装模高度调节量 Die Height Adjustment	(毫米) (mm)		250	250	320	340
导轨间距离 Distance Between Gibs	(毫米) (mm)		1830	2620	2660	3250
工作台板尺寸(前后×左右) Area of Bolster(FB×RL)	(毫米) (mm)		1250×2000	1250×2770	1600×2800	1500×3450
滑块底部尺寸(前后×左右) Area of Slide Bottom(FB×RL)	(毫米) (mm)		1050×1980	1000×2560	1600×2800	1500×3450
气垫 Cushion	压紧力/退出力 Pressing/Ejection Force(KN)		160/25	170/65	800	1000
	行程 Stroke	(毫米) (mm)	150	200	200	240
主电机功率 Moter Power	(千瓦) (KW)		30	30	45	75
压力机地面以上高度 Height Above Floor	(毫米) (mm)		5200	5664	7390	7750
压力机外形尺寸(前后×左右) Overall Dimensions(FB×RL)	(毫米) (mm)		2170×3000	2140×4205	2650×4825	2280×5295
压力机整机重量 Total Weight	(吨) (ton)		45	50.2	75	110



J37系列闭式双点机械切边压力机
J37 Straight side two point mechanical trimming press

闭式双点切边压力机

STRAIGHT SIDE TWO POINT TRIMMING PRESS

主要用途：

J37系列闭式双点机械切边压力机主要用于锻件的冷热切边,冲孔,也可进行坯料的预锻、弯曲、墩粗和校正等工作。本机采用德国奥姆科公司 (EUMUCO) 技术制造。

Main applications:

J37 Straight side two point mechanical trimming press are used mainly to trimming,punching for the forging pieces.It is also used to preforming,bending,upsetting and sizing etc.

Adopting Germany EUMUCO CO.Ltd technology manufacture

主要性能特点：

- 机身全钢板整体焊接结构，外形美观。并具有足够的强度及刚度，机身采用八面导向型式，以保证滑块工作时准确的导向精度。
- 主传动。本机采用两个曲轴纵放，由曲柄连杆机构使滑块得以往复运动。
- 离合器和制动器。本机采用浮动镶块式摩擦离合器与制动器，其中离合器与制动器分别安装在两个传动轴上。另外本机制动器的气缸及活塞均采用水循环冷却处理，散热好使用寿命长。
- 润滑。本机滑块是用铸钢制成。装模高度的调节采用机动调节。
- 润滑。本机的曲轴、连杆、齿轮、机身导轨采用机动浓油集中间歇润滑系统，平衡器及备用的为模
- 具导柱润滑的两点采用气动稀油泵集中润滑系统，并设有低油位报警及润滑故障报警功能。
- 电气控制。本机电气控制采用PLC控制，配有电磁双阀和无触点电子凸轮，设有双人开动和单人操作两种操作方式，并设有脚踏开关，以对机床进行远控。

Main Features:

- The frame adopts whole steel plate weld assembly. It has sufficient strength and stiffness with a good appearance. It adopts precision when the slide is working.
- Main drive.It adopts two crank shaft setted vertically.The slide could move back and forth by crank link mechanism.
- Adopting the floating friction clutch and brake studded which are installed on two transmission shafts separately . In addition,the cylinder and the piston of the brake adopt water-cooling circulation system and has long service life.
- The material of the slide is casting steel and the adjustment of the set height is mechanical .
- Lubrication. The crank shaft,rod,gears and frame guide of the press adopts concentrative and intermissive grease of maneuver lubrication system. The balancer and two spare lubricating points of mould guide adopt air-operated oil pump centralized lubrication system . It has alarming system for both lower oil level and lubrication problem.
- Adopting PLC control system by using dual solenoid valve and contactless electron cam. It could be operated by two persons or by one operator . It also has pedal switch to remote control the machine.

技术参数 TECHNICAL PARAMETERS

技术参数 Technical Data	型号 Model	J37—(ADP)200	J37—(ADP)315	J37—(ADP)500	J37—(ADWP)800	J37—(ADWP)1250	J37—(VP)630
公称力 Nominal Capacity	(千牛) (KN)	2000	3150	5000	8000	12500	6300
滑块行程 Stroke of Slide	(毫米) (mm)	160	200	240	400	500	370
滑块行程次数 Stroke per Minute	(次/分) (S/min)	60	50	40	30	26	40
最大封闭高度 Max.Die Height	(毫米) (mm)	590/470	530	580	750/1260	1700	970
滑块调整量 Die Height Adjustment	(毫米) (mm)	100	125	150	175/75	200	100
工作台上平面尺寸 Area of Bolster	左右 (毫米) (mm)	1180	1400	1600	2050	2500/2800	1670
	前后 (毫米) (mm)	900	1020	1100	1250	1400	1280
滑块下平面尺寸 Area of Slide Bottom	左右 (毫米) (mm)	1160	1380	1580	2030	2770	1670
	前后 (毫米) (mm)	800	950	1000	1160	1400	1280
机架内间距 Distance Inner-frame	(毫米) (mm)	1180	1430	1600	2050	2800	1700
驱动电机 Motor Power	功率 (千瓦) (KW)	15+4	22+4	30+5.5	75+7.5	112+15	37+1.5
	转速 (转/分钟) Rotate speed (rpm)	1500	1500	1500	1500	1500	1500
侧窗口尺寸 Side Window Dimensions	宽 (毫米) (mm)	420	350	430	400	500	550
	高 (毫米) (mm)	580	465	580	750	2000	835
设备总重量 Total Weight	(吨) (ton)	19	28	44	90	160/162	50
设备外形尺寸 Overall Dimension	长 (毫米) (mm)	1700	2020	2300	3020	4140	2430
	宽 (毫米) (mm)	1420	1700	2000	2500	3350	2350
	高 (毫米) (mm)	4251	4750	5340	6300/6820/7462	9360/9860	6540
地面以上高度 Height Above Floor	(毫米) (mm)	4001	4550	5010	5870/6152	7460/7960	5630

多工位锻造压力机

MULTI-STATION FORGING PRESS

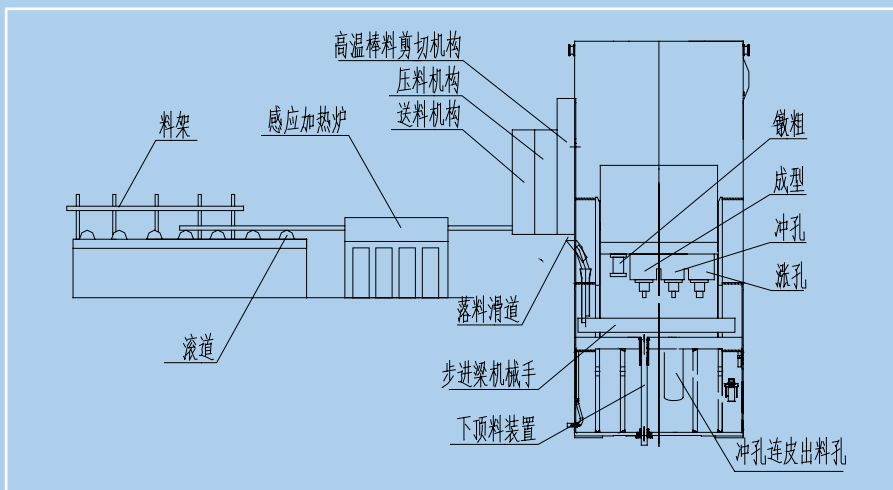
荣成金辰机械制造有限公司与济南二机床（吉尔锻压设备有限公司）联合推出D36系列多工位锻造压力机。

- 主要特点：
- 采用德国先进技术制造。
- 主机带有下料用侧滑块，配上棒料加热设备，一台设备就是一条生产线。从加热、下料到五工位成型，全自动完成。
- 滑块行程大，能够满足各种零件的锻造成型。
- 配有专用液压垫，可以满足深孔零件的挤压。
- 机身采用钢板整体焊接，刚性好，变形小；独特的双连杆结构，抗偏载能力强，锻件的精度高、质量好。
- 配有闷车解除装置，用户可以安心使用。
- 可广泛用于各种热锻件的多工位锻造。

Main Features:

- Rongcheng Jinchen Machinery Co., Ltd. and JIER Machine Tool (JIER Forging Equipment Co., Ltd.) jointly launched D36 series of multi-station forging press.
- Main features:
- Using advanced technology from Germany to manufacturing
- The press has a side slider for blanking, coupled with bar heating device, a device that is a production line, from the heating, forming under the expected five-station, automatic completion.
- Long slide stroke, able to use for all parts of the forging process.
- Equipped with special hydraulic cushion to meet part of the extrusion hole.
- The whole body using steel plate welded, good rigidity, and small distortion; unique two-link structure contains strong anti-bias, high precision forgings, and good quality.
- With lifting device for stuck, users can feel at ease to use.
- Can be used in a variety of hot forging of multi-station forging.

轴承环锻造平面设备布置示意图:



技术参数 TECHNICAL PARAMETERS

技术参数 Technical Data	型号 Model	D36-200	D36-315	D36-400	D36-500	D36-630	D36-800	D36-1000	D36-1250
	公称力 Nominal Capacity	(千牛) (kn)	2000	3150	4000	5000	6300	8000	10000
公称力行程 Nominal Press Stroke	(毫米) (mm)	10	12	12	13	15	15	18	18
滑块行程长度 Strokes of Slide	(毫米) (mm)	300	300	300	300	450	450	450	450
滑块行程次数 Strokes of Minute	(次/分) (S/min)	25	25	25	25	25	25	25	25
连杆数量 Number of Links	(个) (piece)	2	2	2	2	2	2	2	2
最大装模高度 Max.Die Height	(毫米) (mm)	450	550	600	650	750	900	1100	1200
装模高度调节量 Die Height Adjustment	(毫米) (mm)	100	100	100	120	140	140	160	160
工作台板尺寸(前后×左右) Area of Bolster(FB*RL) Thickness	(毫米) (mm)	1000X 700	1100X 900	1200X 900	1300X 1000	1500X 1000	1600X 1150	1800X 1300	1850X 1300
滑面底部尺寸(前后×左右) Area of Slide Bottom(FB*RL)	(毫米) (mm)	850X650	900X800	1000X850	1000X850	1250X 1000	1350X 1100	1550X 1200	1650X 1200
电机功率 Mator Power	(千瓦) (kw)	30	45	55	75	75	90	110	110
压力机地面以上高度 Height Above Floor	(毫米) (mm)	4300	5000	5300	5600	7630	8500	9600	9800
压力机外形尺寸(前后×左右) Outline lwxh(FE x RL)	(毫米) (mm)	2500X3800	2850X4200	3000X4300	3150X4625	3400X5000	4000X5300	4400X5800	4450X5900